



## Activity Preparation Guide for

# Energy Trivia


How much do you know about energy sources, energy use and electricity?

---

### Advance Preparation Materials & Procedures

- Both game board pages (Website)
- Foxy game pieces page (Website)
- Spinner template (Website)
- Question cards (Website)
- Card stock
- Cardboard
- Box knife
- Scissors
- Glue stick
- Laminating material (optional)
- Metal fastener
- Hole punch

1. Prepare the game board:
  - a. Print each game board page in color on card stock.
  - b. Follow the cutting and taping directions on the game board pages.
  - c. Consider laminating the game board for long-term use and safe storage.
2. Prepare the game pieces:
  - a. Print the Foxy game pieces page onto white paper or card stock.
  - b. Fold page along center line, picture side out, then glue the two halves together and let dry.
  - c. Consider laminating the sheet before proceeding.
  - d. Cut around images, and cut out the four rectangular game piece bases.
  - e. Fold each base along its center line, then cut the notches indicated by the partial lines that are  $\frac{1}{2}$ " from each edge.
  - f. Let the base make a "V" and insert the game piece into the notches (see diagram).
3. Prepare the spinner:
  - a. Print the spinner template in color on card stock.
  - b. Consider laminating the colored top before proceeding.
  - c. Glue to cardboard and let dry.
  - d. Cut out the spinner base and the arrow.
  - e. Hole-punch center of spinner base and midpoint of arrow.
  - f. Use a metal fastener to connect the arrow to the spinner base.
  - g. Turn over the spinner base and tape the fastener in place. Test to ensure it spins freely.
  - h. Adjust fastener as necessary.




4. Prepare the question cards:
  - a. Print the ten question card sheets in color, on card stock. Print each sheet so the questions are on one side and the answers on the other.
  - b. Consider laminating the sheets before proceeding.
  - c. Cut out the cards and assemble them into four stacks by color/question type.

## Activity Supplies

- Station Card (1)
- Game board (1)
- Spinner (1)
- Foxy game pieces (2)
- Question cards (1 set of each color)


## Activity Steps




### Energy Trivia

How much do you know about energy sources, energy use, and electricity?

1. Play one-on-one or team vs. team. Choose a playing piece.
2. Make sure the question cards are set in their matching spots next to the game board with the answer sides facing down.
3. Decide who is going first. Play proceeds to the right.
4. On your turn, spin the spinner to determine which type of question you'll be answering, based on the color you spin.
5. Your opponent takes the top card from that stack and reads it out loud, making sure the answer on the back cannot be seen.
6. Once the answer is given, the explanation and correct answer on the back are read out loud.
7. Move forward one space if you answer correctly. There is no penalty for answering incorrectly. Be the first to get to the finish by answering 10 questions correctly.



Turn over to find out more!



Most of the questions for this station were derived from the *Intermediate Energy Infobook, 2011-2012*, created by the National Energy Education Development Project (NEED). If you have younger or older children/brothers/sisters at home NEED publishes similar information for the elementary and high school level. Visit [www.NEED.org](http://www.NEED.org) to find all the infobooks and much more! Much of the data on which NEED bases its materials, is from the U.S. Energy Information Administration (EIA). This division of the U.S. Department of Energy keeps a database of all kinds of energy and energy use data. There are huge amounts of data available at [www.eia.gov](http://www.eia.gov). They also host the energy-KIDS site at [www.eia.gov/kids](http://www.eia.gov/kids). Young & old alike can find the most recent energy use data at the EIA. Check them out!

Please turn card back over when finished

## Variations and Extensions

- Use the editable question card template (Website) to create your own questions to add to the pile.
- Ask families to contribute question cards.